



LINHA KO3

Reverse Switch	Model KO3-15	Model KO3-30
		
Current (max)	15 A	30 A
Rated Voltage	400V	
Sequence	I-O-II	
Motor Control (KW/CV) 220/380V	1.7W/3W	3.4W/5.5W
Ingress protection	IP65	
Case Frame	Metal	
Dimensions (LxWxH)	133x75x73	170x100x98


KO3 Reverse Switch
1. Scope

KO3 Series Reverse switches are suitable for AC 50Hz three phase three wire system to change phase sequence so as to control the rotary direction of motors.

LINHA HY2A

Reverse Switch	Model HY2A-15	Model HY2A-30
		
Current (max)	15 A	30 A
Sequence	I-O-II	
Rated Voltage	380V	
Motor Control (KW/CV) 220/380V	1.7W/3W	3.4W/5.5W
Ingress protection	IP65	
Case Frame	Plastic	
Dimensions (LxWxH)	126x78x75	136x86x82

LINHA QS5

On-off or reversal	QS5-15	QS5-15N	QS5-30	QS5-30N	QS5-63
					
Function	on-off	Reversal	on-off	Reversal	on-off
Insulation Voltage	500V				
Sequence	I-O	I-O-II	I-O	I-O-II	I-O
Motor Control (CV) 380V	4		7,5		15
Current Max	15		30		63
Ingress protection	IP65				
Case Frame	Thermo-plastic				
Dimensions (LxWxH)	110x85x60		150x120x75		165x160x105

"Access our website for any information keep posted <http://www.xetra.com.cn> or contact with our representative distributors. Our international distributors, you local stores"